



Gold Country Travelers

e-Newsletter

June 2011

[A Chapter of Sunny Travelers International](#)

Published Quarterly by the [Gold Country Travelers RV Club](#)

In This Issue

(click on title to jump to it)

[President's Message](#)

Recent Outing Stories

[April](#)

Angeles Camp RV Park

[May](#)

Petaluma KOA

[June](#)

Durango RV Resort

[Upcoming Outings](#)

[Recipes](#)

[Tech Tip](#)

[Birthdays & Anniversaries](#)

President's Message

We are fortunate to be able to attend monthly outings as Gold Country Travelers which results from all of the volunteer wagon masters. Having different wagon masters each month allows us to go to many different places, do activities we normally don't do, go to new restaurants and enjoy a variety of themed pot luck dinners.

Each outing has a wagon master and the choice for camping and



the plan for the weekend if totally up to the wagon master. Being wagon master can be a fun and challenging job and at times can be stressful. I think we all breathe a sigh of relief when our weekend of being wagon master is over. With the wagon master's responsibilities in mind, let us all enjoy

the weekend the way the wagon master planned it and refrain from making criticisms. Also, if there is a wrinkle in plans, let's refrain from complaints and if the wagon master could use some help, offer some help. Hopefully each of you will take on the responsibility of wagon master and you will appreciate some help and cooperation during your weekend of being wagon master. Also, wagon masters, if you need some help planning or executing your trip, ask one of your fellow Gold Country Traveler's. I think that everyone is willing to pitch in when help is needed.

Happy Camping!
Dave

Photos from recent outings

Angels Camp



Enjoying the sunshine



Social Time at Angels Camp



Dinner at Murphy's Hotel

Petaluma



Cruising



Recent Outings

Angels Camp RV Park

April 7-10, 2011

Murl & Jane Poynter, Wagon Masters

The Gold Country Travelers RV Club headed off to the Gold Country in April, with the Angels Camp RV park in the historic town of Angels Camp as our destination. Murl and Jane Poynter hosted nine rigs for the weekend with addition couples joining the group for dinner on Friday and Saturday evening.

Friday evening we had our group potluck dinner at the RV Park club house with Larry Kochie barbecuing Tri-tip for us. Saturday evening we enjoyed a great dinner at the Murphys hotel. After dinner, we walked to Black Bart Theater to see the play, "Lend Me a



Tenor". In spite of the rain, hail and snow encountered over the weekend, everyone got to explore some of the surrounding towns including Murphys, Sonora, Jamestown and Angel's camp. A favorite was Ironstone Vineyard in Murphys, home of the magnificent forty-four pound

"Gold Pocket" [Crystalline Gold Leaf Specimen](#) - the largest in the world! Another favorite was Railtown State Park in Jamestown, one of the state parks scheduled for closure later this year.

Everyone enjoyed the area so much that we decided to return again next year, this time in May for the weekend of the Jumping Frog Jubilee. Start training those frogs soon for this event!

American Graffiti Weekend at Petaluma KOA.

May 20-22, 2011

Howard & Judy Hitt, Wagon Masters

The Petaluma/American Graffiti outing got kicked off on Thursday, May 19 with the arrival of the Watkins and Nylands. The Coopers and the Hitts arrived on Friday but the Cooper's could only stay for the day. Howard and Judy were not able to bring their fifth wheel as Howard was recovering from his recent hospital stay.



Friday, a nice lunch was provided by the Watkins and enjoyed by all. Friday evening, everyone went to Pinky's Pizza in downtown Petaluma where we were joined by Dean

and Sherrie Brown and Howard's brother Gary Schindler and his wife Linda. The Schindler's brought their 1971 Chevy and provided rides after dinner to anyone that wanted to go.

Saturday, all the cars were on display in downtown Petaluma for the city's tribute to "American Graffiti" (where the movie was filmed).



Pizza at Pinky's



Nice Chevelle



Good food



June @ Durango



One Potato -Two Potato--



There were bands playing at different locations and plenty of booths selling food or memorabilia. Mel's Drive In also had a booth selling hamburgers and memorabilia. In the afternoon, around 4 PM, the classic cars started cruising downtown Petaluma. The Schindler's again provided rides to anyone who wanted to cruise. After the cruise, everyone met at the Schindlers' home, where we were joined by friends Mitch and Michiiko, Julie, Gino and Ginger, and Gary and Linda's son Ryan. We all partook of an excellent barbecue of hamburgers and hot dogs with all the trimmings, homemade potato salad, fruit, veggies and apple pie with ice cream. We then watched the movie "American Graffiti". Everyone said their goodbyes and returned home on Sunday. The Nyland's found very interesting local hikes with varying degrees of difficulty in case anyone is in that area and feels like venturing out. The weather was awesome for the weekend.

Durango RV Park

June 16-19, 2011

Ken & Cricket Couser, Wagon Masters

June 2011 found the Gold Country Travelers in Red Bluff, at Durango RV Resort. We arrived Wednesday and were soon joined by Richard and Virginia Lee. A little later, Aaron and Carmen Harris expanded our group. After everyone was set up, we went to dinner at the Riverside Bar and Grill. From the patio overlooking the Sacramento River, we had a beautiful view of the river traffic. That evening was spent sitting around the fire, enjoying the conversation and the moonrise.

On Thursday nine more rigs arrived. Visiting the newcomers and watching them set up was the order of the day. The calm of the afternoon was soon shattered, however. Arlys was enjoying the comfort of her fifth wheel, catching up on some reading. Meanwhile, one of the resort's maintenance staff was using a string trimmer to clean up weeds in the concrete expansion joints. As he passed behind Chuck and Arlys's trailer, he kicked up a rock, hurling it through one of the trailer's bay windows. Needless to say, Arlys's peaceful reverie was destroyed. Resort staff was quick to get a repair crew out to repair the window. Unfortunately, it was a special order part and wouldn't be available for a week. After the weekend outing, the Rogers' Sunnybrook got to stay at Durango, while they headed home.



Friday was a day for sightseeing or just hanging out at Durango. Some went to the Crawdad festival, while others headed up the



Mt. Lassen



Crawdad Festival



Car Show

Calendar of Outings

**July 19-22 - [Olema Resort](#) - [Details](#)
Scott & Christy Nyland,
Wagon Masters**

**Aug - [Lawsons Landing](#)
Dillon Beach,
Dave & Marsha Lee,
Wagon Masters**

**Sept 22-25 - [Marina Dunes](#)
Jack & Betty Diggins,
Wagon Masters**

[Return to page 1](#)

mountain. The Diggins decided to head up to fire observation post, located at about the 8000' level. They made it to about 7000' but ran into some icy roads and a bear! They then decided it was time to head back to camp. Friday evening we had our stuffed baked potato feast and by the end of the meal, the potatoes weren't the only things that were stuffed! The Nyland's arrived just in time for dinner. The Saylor's couldn't bring their rig up for the outing, but they drove up to join us for dinner Friday and Saturday nights. Special thanks go out to Arlys and Carmen for their help. After dinner we had a short business meeting, where our next outings were discussed. Later that night some of us solved the world's problems at the campfire, while a few others went for a late swim in the resort's beautiful pool and spa.

Saturday was another day for sightseeing and getting some serious relaxing done. That night we went to dinner at the Rolling Hills casino buffet. After a few communication hiccups in communication, we were able to enjoy the wonderful food at a 50% savings! The prime rib and deep fried jalapenos were especially wonderful. After dinner some went back to the resort, while others decided to try their luck at the casino. The Diggins, Harris, and Rogers all came home big winners that night.

Sunday morning we had no formal breakfast meeting, as this was Father's Day. We thought it would be nice for the members to get home a little earlier and enjoy the day with their kids and grandkids.

Upcoming Outings

July 19-22, 2011

(This is a midweek trip)

Please join Scott & Christy for a weekend on the coast at

[Olema, RV Resort](#)

10155 Highway 1, Box #175

Olema, CA 94950

Phone: 415.663.8106

**12 sites have been reserved. Price will depend on the number of of rigs.
10 rigs, \$34.00/night, 9 or less, \$41.00 / night.**

- Walks on the beach
- Explore tide pools
- Fly your kite in the wide open area
- Golf
- Bird Watching on the The Point Reyes National Seashore
- Visit Bodega Bay - 20 minutes
- Relaxing and enjoying the beautiful area



For Reservations Contact Scott or Christy at (916) 351-0629

or email: snicroaminround@comcast.net

Oct 20-23- [Almond Tree RV Park](#)
in Chico,
Bob & Jo-Ann Kuhlman,
Wagon Masters.

Nov. 10-13 - [The Garlic Farm, Gilroy](#)
John & Janice Saylor,
Wagon Masters

Dec 3 - Christmas Party,
Logan's Road House
Cooper-Watkins

Club Officers

President – David Lee
(916)967-9179
davidlee838@comcast.net

V.P. - Chuck Rogers
(707) 483-9276
chkrog@aol.com

Secretary – Dick LaVergne
(916) 482-4640
bmagicl@sbcglobal.net

Treasurer – Ken Couser
(916) 967-7404
lionrampant@softcom.net
Website – John Saylor
(916) 723-1613
jsaylor@surewest.net

Newsletter Published
Quarterly. Submit articles to
John Saylor
jsaylor@surewest.net

August 25-28
Lawson's Landing, Dillon Beach

Dave & Marsha Lee, Invite you to join them in a fun weekend
on the beach.

Our annual dry camp and Spaghetti Feed.

- Walks on the beach
- Explore tide pools
- Fly your kite in the wide open area
- Golf
- Visit Tomales Bay - 20 minutes
- Visit Bodega Bay - 20 minutes
- Relaxing and enjoying the beautiful area



For Reservations Contact David Lee at (916) 967-9179

September 22- 25, 2011

Please join Jack & Betty Diggins for a weekend at:

[Marina Dunes RV Park](#)
3330 Dunes Drive, Marina, Ca 93933
(831) 834-6914

Full hookups, Cable TV, WIFI, tax included, \$143.36 for 3 nights, 98.56 for 2 nights.

10 sites minimum to get these special prices. RSVP by July 20 to hold a site.

Friday Night - Dinner Out: [Phil's Fish Market](#), Moss Landing.
Saturday Night - Cowboy Potluck

- [Carmel by the Sea](#)
- [Marina State Beach](#)
- [Carmel Mission](#)
- [Fisherman's Wharf, Monterey](#)
- [Monterey Bay Aquarium](#)
- [Cannery Row](#)
- [17 Mile Drive](#)
- [Other Monterey Area Attractions](#)
- Relaxing and enjoying the beautiful area
- For Reservations Contact Jack or Betty, 650-345-3352, email: thedigs@att.net



Recipes

Baked Brie by Marsha Lee.

(Served at the June 2011 outing in Red Bluff)

1 Brie---round or large triangle

1 can of Pillsbury roll-out dough, if they do not have the sheet of dough you can replace with croissant tube or puffed pastry.

1/2 cup of walnuts or pecans

3-4 table spoons of fruit preserve (fig, strawberry, blackberry or apricot)

1 egg

1 table spoon brown sugar

1/4 stick of butter

1. Toast nuts---melt butter in pan under medium heat, add nuts 5-8 minutes the nuts will brown, then add the brown sugar, maybe more butter to caramelize.
2. While nuts are toasting, rollout the dough if croissant you will need to pinch the ends so it is one big sheet. Throw some flour on the counter to make the dough more workable
3. Cut the brie in half like a layer cake, and spread the nuts and preserve-close it like a sandwich
4. Place the brie sandwich in the lower corner of your dough sheet.
5. Beat the egg as we will use it to wash the dough-if you have a brush it makes it easier if not use your hands.
6. From the corner the brie, start rolling up the dough to the top of the brie-start washing the dough with the egg--the egg is the glue that holds it together-about 1/2 inch from the edge-you do not need to cover the top of the brie at this point.
7. About 1/4 of the way you will notice that you have a lot of extra dough, use a sharp knife to cut a 1/2 moon so you can complete your circle and use the part that you cut to cover the top.
8. Once the top is on, you can put all the extra dough on top and cut designs, etc.....Use the rest of the egg to wash the top, this will give it a nice brown color

Bake for 40-50 minutes at 350 or until crust is browned----over cooked is better than under cooked for baked brie.

Enjoy.

Roster Update

Ed & Joan Fernadez - Update email to fern444@gmail.com

Birthdays & Anniversaries This Past Quarter

Happy Birthday to:

Harris, Aaron	4-Apr
Ha, Ken	13-Apr
Fernandez, Joan	24-Apr
Leard, Greg	9-May
Poynter, Murl	24-May
LaVergne, Dick	4-Jun
Bilheimer, Dick	6-Jun
Collins, Yvonne	16-Jun
Smith, Bryce	18-Jun
Cooper, Larry	18-Jun
Leard, Jennifer	23-Jun
Stohlman, Howard	23-Jun
Hitt, Judy	25-Jun

Happy Anniversary to:

Collins, Ken & Yvonne	9-May
Isola, Jack & Betty	1-Jun

[Return to page 1](#)

Tech Tip

Here are a couple of tips to help you send pictures in your email that are smaller and more friendly to the world wide web.

Resizing Pictures for emailing

Use a resizing program such as:

MIHA'S UTILITIES (<http://www.imageresizer.com/>) Free down load to your pc.

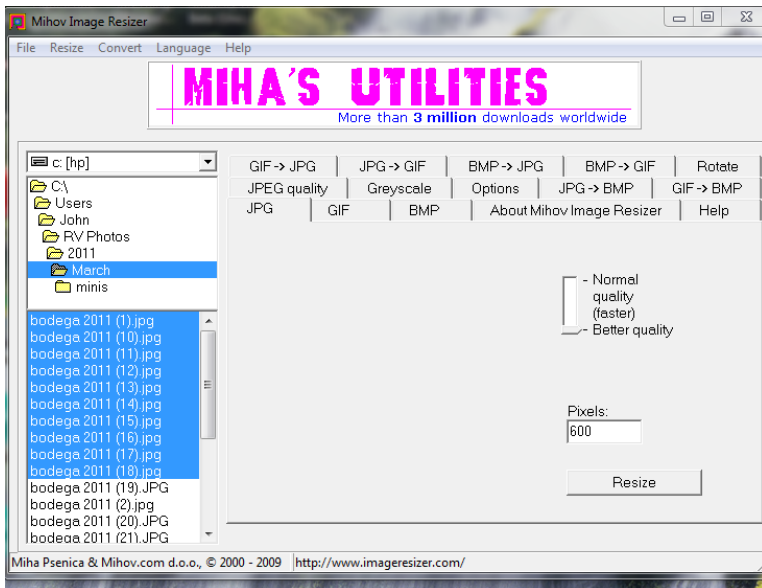
Allows you resize your pictures to a value you set. After down loading and installing:

1. Click the JPG Tab

Adjust the quality to Better. I find 600 pixels to be the best for emailing pictures.

2. Use the file manager on the left to find and high light your pictures. Hold down the shift key to select a series of pictures or use the control key to select out of sequence.

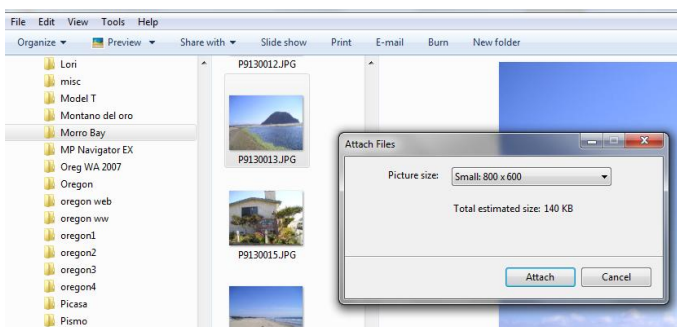
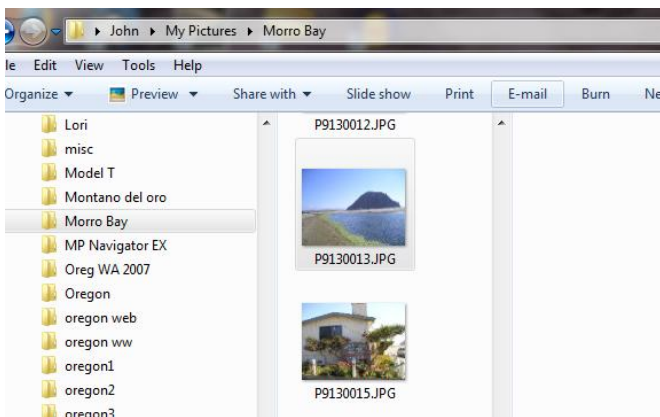
3. **Click the Resize button.** Your pictures will be resized and renamed with the word "mini- in front of the file name. I find that 600 pixels is just right for email and web use. This program will also convert formats. See example next page.....



Use built in Windows feature:

If you use a PC based email program (Outlook, Thunderbird, etc) Use Windows Features - In Windows 7, click on Windows Explorer. (or My Computer in XP).

1. Find your pictures and highlight.
2. Click the **E-mail** tab. (Or File, Send to, Mail recipient)
3. In the Attach Files box, select "Picture size". I find that either 1024x768 or 800x600 produce good e-mail quality.
4. Click "Attach".
5. This should bring up your default e-mail program (Outlook, Outlook express, Windows Live, Thunderbird, etc) with the selected pictures as an attachment. -- see example below....



Editor's Notes

Past newsletters are achieved on the "[NEWS](#)" tab on the club website.

Newsletter Deadlines – For this year I plan on starting the newsletter during the third week of the 3rd month of each quarter. So for the first quarter please have all articles for publication to me by March 21, the 2nd quarter by June 20, third quarter by September 20 and 4th quarter by December 20.

Wagon Masters - Please send the stories of your campout soon after it is over to John Saylor (jsaylor@surewest.net)

[Return to page 1](#)